

## Thrust clamps

### Item description/product images



### Description

#### Material, version:

Cam tool steel, hardened and black oxidised.

Shaft carbon steel, hardened and black oxidised.

Grip carbon steel, black oxidised.

Ball knob black thermoset PF 31.

#### Note:

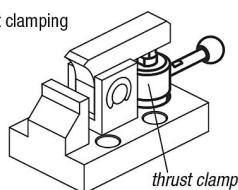
\* Admissible hand force for the handle.

#### Accessory:

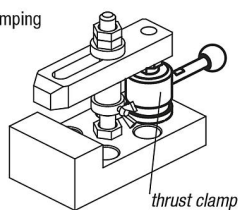
Standard handles K0915.

Screw-in handles with torque limit K0916.

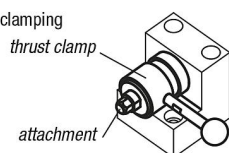
downthrust clamping



vertical clamping

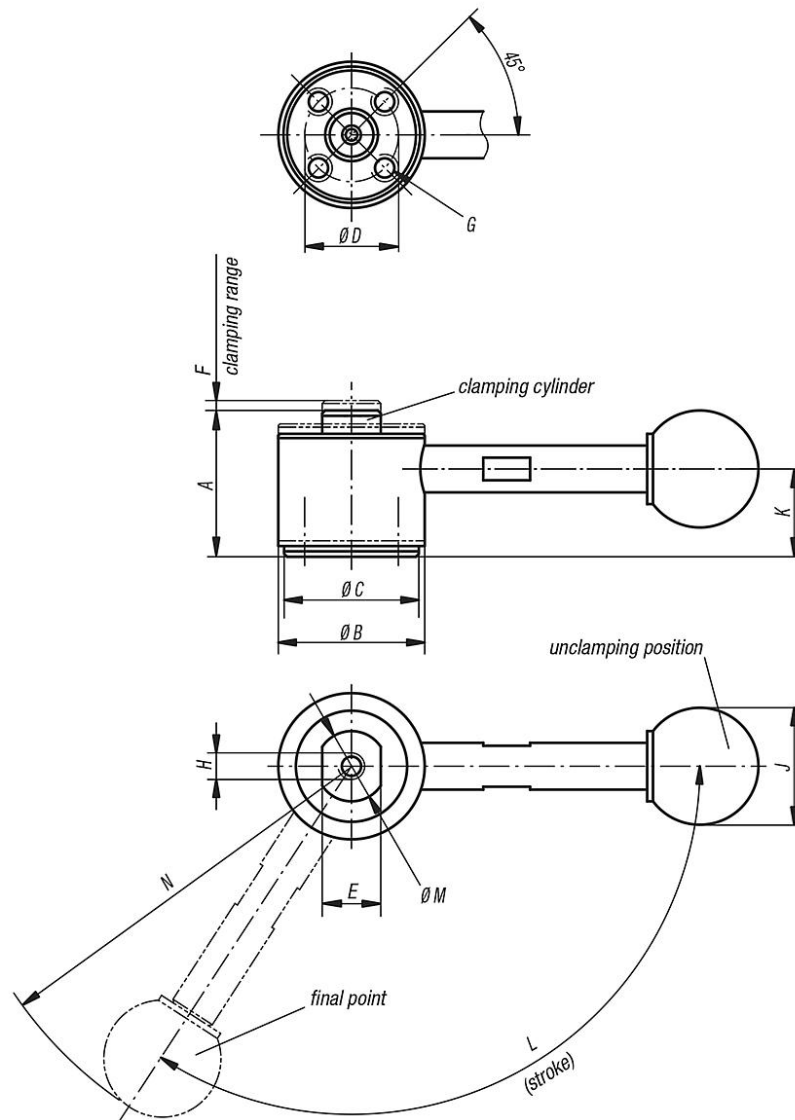


horizontal clamping



When mounting an attachment on the clamping cylinder, hold the shaft using a spanner to prevent turning.

### Drawings



### Overview of items

#### Thrust clamps

Order No.	Version 1	A min.	A max.	B	C	D	E	F	G	H	J	K	L	M	N	Clamping force N	Hand force FH N
K0914.252500	without grip	25	26,7	25	23	16	10	1,7	M4 x 6	M4x6	-	15	123°	12	-	3000	150*
K0914.252501	with grip	25	26,7	25	23	16	10	1,7	M4 x 6	M4x6	20	15	123°	12	69,5	3000	150*
K0914.323200	without grip	32	34,5	32	30	20	13	2,5	M6 x 9	M6 x 9	-	19,5	135°	15	-	4000	200*
K0914.323201	with grip	32	34,5	32	30	20	13	2,5	M6 x 9	M6 x 9	25	19,5	135°	15	103	4000	200*